



CLADDING

S E R I E S

BY **FORMA STEEL**



**modern
materials**

façades
thermal barriers
sound attenuation

Modern Metal Siding *Is Here.*

modern-materials.com

Complete Your Next Project in Style with *Modern Metal Cladding.*



Meet our new collection of modern metal siding panels that add style, texture and a high quality finish to any home, retail space or commercial building.

The Cladding Series is available in dozens of 24 gauge colours & specialty finishes like our Woodgrain and Concrete prints that will compliment any exterior or interior design.



The *Smarter* Siding Solution

The Cladding Series from Forma Steel offers metal upgrades of popular siding styles that provide the look and feel of traditional finishing materials but with the added benefit of steel. Make your project stand out from the rest with quality metal products that lasts a lifetime.

Our Specialty Series & Standard Colours offer 25 to 40 year paint finish warranties and provide the highest quality grade ceramic pigmentation, ensuring your vision comes to life and stays that way for years to come.





Easy Contractor Installation.

The Cladding Series is easy to install and offers a complete set of complimentary designed trims for a smooth and simple finish every time. Each system features a floating clip design that is ideal for thermal expansion and contraction.

Guides are available to help any contractor achieve the best installation possible.

Infinite Design Possibilities.

These versatile cladding panels can be installed vertically or horizontally, in varying widths, and are easily integrated with other standard profiles, featuring panel depths of either 7/8" or 1/2".

Mix and match metal panels with ease or pair with other popular siding materials.



Custom Lengths

We manufacture the product as it is ordered, allowing for custom lengths based on your exact project dimensions. Reduce your on site cutting by ordering the lengths you need.



Unique Finishes

Choose from dozens of high-quality colours and textured finishes that will take your cladding to the next level. Our collections mix and match well, creating seamless modern designs for any build.



Big or Small?

No project is too small - our Cladding Series can be used as a small accent on residential homes, or included throughout an entire multi-family project - blending seamlessly into any design.



FORMA PLANK



Forma Plank

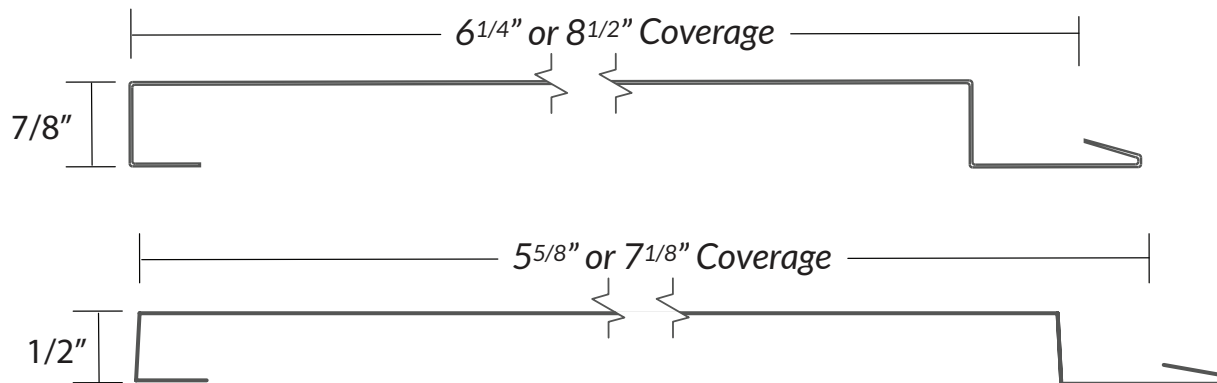
Forma Plank is a modern steel cladding solution offering stunning colours and textures in an easy-to-install panel system that will effortlessly make your next build stand out from the rest.

Paired with our Woodgrain Series finishes, Forma Plank gives the same warmth and aesthetics of wood siding but with the strength of steel to ensure a much longer lifespan.

Economical, simple and amazingly versatile, Forma Plank can be used in a variety of ways, both on exterior and for interior applications. Use Forma Plank as an accent, fascia, wainscoting, soffit entire walls in horizontal or vertical orientations.



Profile Drawings & Available Coverages



Specifications

Wall Coverage: 6-1/4" or 8-1/2" | Depth: 7/8"

Slimline Wall Coverage: 5-5/8" or 7-1/8" | Depth: 1/2"

Fasteners: Hidden & Installed with Floating Clips

Installed on a floating clip system, ideal for thermal expansion and contraction

Compatible with 500 Series Trims for Slimline Plank or 875 Series Trims for our Standard Plank

Available in 24 Gauge Standard & Specialty Colours

Cut Charge on Lengths from 24" to <62"

Panel Length: 62" up to a Maximum of 322"

Custom Lengths Should be Ordered in Multiples of 5 (For 6-1/4" and 5-5/8") or 4 (For 8-1/2" and 7-1/8")

Recommended to Install on Minimum Solid Substrate of 1/2" Plywood



BOARD & BATTEN




Board & Batten

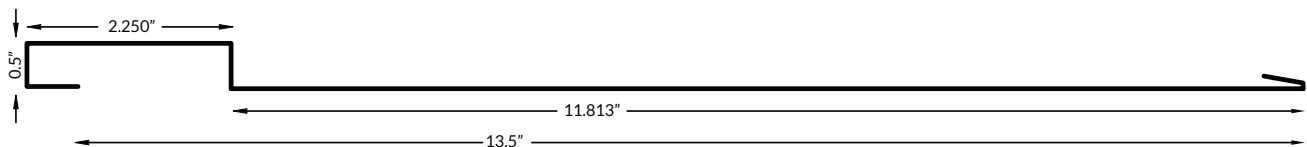
Get a longer lifespan and more design possibilities with our steel upgrade on the popular Board & Batten cladding panel. The integrated battens provide long clean lines and the shadows they create add dimension and interest to any building design, especially in our Textured Colour Series.

The panel system provides a 9-3/4" coverage, with a 2-1/4" long batten at a depth of 1/2", keeping it flush with other popular cladding profiles.

Easy installation with a clip system, and no exposed fasteners makes this a simple yet stylish cladding option for residential and commercial applications.



Profile Drawings & Available Coverages



Specifications

Wall Coverage: 9-3/4" or 13-1/2" | Depth: 1/2"

Fasteners: Hidden

Panel Length: 62" up to a Maximum of 322"

Installed on a floating clip system, ideal for thermal expansion and contraction

Compatible with 500 Series Trims

9-3/4" Available in 24 Gauge Standard & Specialty

13-1/2" Available in Specialty Finishes Only

Cut Charge on Lengths from 24" to <62"

Please note: Custom Lengths Should be Ordered in Multiples of 4 (9-3/4") or 3 (13-1/2")

Recommended to Install on Minimum Solid Substrate of 1/2" Plywood

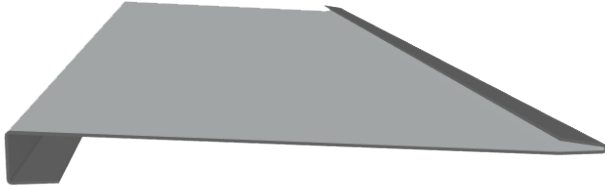
Ship LAP



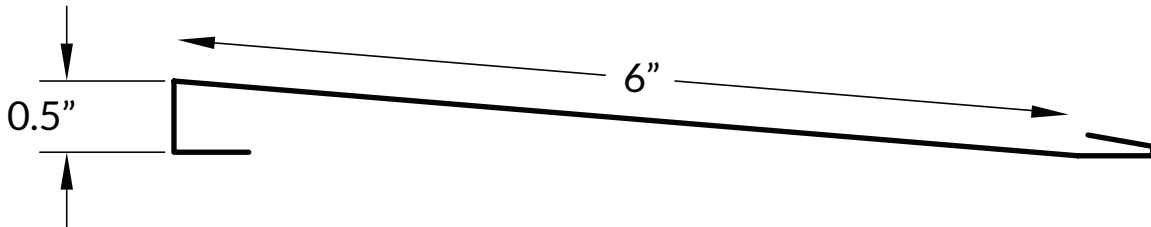
Ship Lap

Shiplap is another upgrade from a traditional wood-cladding style. Our Forma Steel Shiplap panel is an angled plank design, generally installed horizontally, and can be used for both interior and exterior applications.

The panel is available in a 6" coverage, with a depth at the widest part just under 1/2", keeping it flush with most other popular cladding materials. Shiplap pairs well with other Forma Steel cladding options, including 7/8" Corrugated, Forma Plank, and Board & Batten for both exterior and interior applications.



Profile Drawings & Available Coverages



Specifications

Wall Coverage: 6" | Panel Depth: 1/2"

Fasteners: Hidden

Panel Length: 62" up to a Maximum of 322"

Installed on a floating clip system, ideal for thermal expansion and contraction

Compatible with 500 Series Trims

Available in 24 Gauge Standard & Specialty Colours

Cut Charge on Lengths from 24" to <62"

Please note: Custom Lengths Should be Ordered in Multiples of 6

Recommended to Install on Minimum Solid Substrate of 1/2" Plywood




Add Some *Colour*, *Woodgrain* or a *Textured* Finish to Your Panels

Image Series Finishes in 24 Gauge



Textured Series Finishes in 24 Gauge



Standard Colours in 24 Gauge



Forma Steel recommends viewing physical colour chips prior to ordering.



More *Metal Panel Solutions* for your Buildings.

Forma Steel offers more options for both Siding and Roofing applications. From standard roll-formed products to stylish & modern hidden fastener panels, we have the right solutions to complete any Residential, Commercial or Agricultural project with steel.



**7/8"
CORRUGATED**

Our 7/8" Corrugated Exposed Fastener Panel is extremely versatile and can be used as cladding, roofing, wainscotting, fascia, accent bands and soffit.

Available in 24 & 26 Gauge Colours and Finishes and in our 22 Gauge Weathering Steel



**FORMA
LOC**

Finish walls or roofs with our easy to install standing seam snap panel, Forma Loc. Pairs well with Forma Plank & 7/8" Corrugated profiles.

Sleek, Modern & Stylish, get this hidden fastener panel in 12" and 16" coverages.



**BOX
RIB SERIES**

This modern angular panel series is highly popular as cladding either horizontally or vertically, and is perfect as fascia or band accents.

Available in 3 different folds ranging from the wider 7", standard 6" & smaller 5.2".



Creative Solutions *In Steel.*

We specialize in manufactured steel roofing, siding, & trim in a variety of gauges, colours & finishes for every structure imaginable. We also offer a range of sliding door hardware, closures, fasteners and accessories to ensure each job is completed right and on time.



COMMERCIAL



RESIDENTIAL



AGRICULTURAL



ARCHITECTURAL

FORMA STEEL

Located in Fort Macleod, Alberta & Serving all of Western Canada

403.553.3309 | orders@formasteel.ca | formasteel.ca



For all US-Based Product Inquiries, contact Modern Materials:

modern-materials.com | Bob@modern-materials.com | 800-343-6660

