

BOB CUJÉ | 800-343-6660 | BOB@MODERN-MATERIALS.COM

# MODERN STEEL CLADDING SYSTEMS



Modern Steel cladding is a modern steel panel solution crafted from 24 gauge steel. Modern Steel Plank is stronger than most other siding options. Our 40-year paint finish warranty features coatings formulated with a durable modified polyester resin. This results in superior resistance to fading and environmental weathering.


5 Layers of Protection are built into every sheet of steel. This includes an ASTM A792 Or A653 Structural 80,000 Psi Minimum Yield High Tensile Steel Substrate. Our steel is also rated with Class 4 Impact Resistance.

24 ga steel is produced in North America and provides a competitive and structurally superior commercial-grade wall panel.

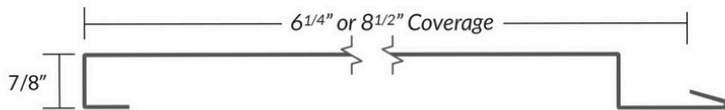

M O D E R N - M A T E R I A L S . C O M

# MODERN STEEL PROPERTIES

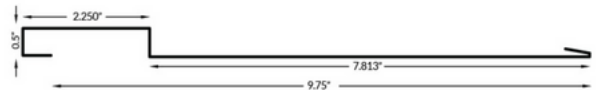
- Concealed Fastener Panels
- Interlocking Siding Panels
- Structural Box Rib
- Floating Clip System
- Steel Plank System
- Shiplap Designed
- Steel Soffit, Fascia, Underdeck
- Board and Batten Metal Cladding



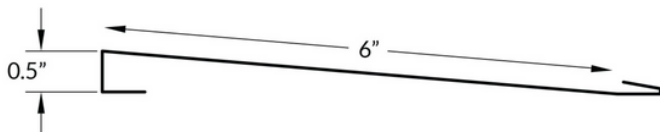
FormaPlank



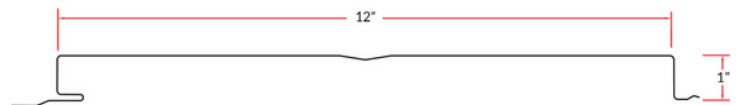
Board and Batten




Shiplap




Interloc






Frontier Wood



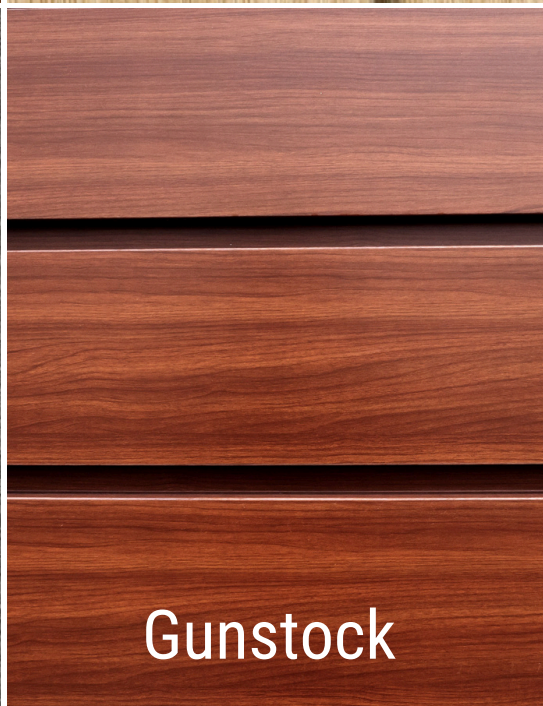
Light Pine




Saddle



Barnboard




Gunstock




Dark Walnut



Autum



Obsidian



Espresso



BRIGHT WHITE  
24, 26 & 29ga



WHITE WHITE  
24, 26 & 29ga



BONE WHITE  
24, 26 & 29ga



ANTIQUÉ LINEN  
29ga



ICEBERG  
24 & 26ga



WICKER  
24, 26 & 29ga



STONE GREY  
24, 26 & 29ga



SABLE  
29ga



HICKORY  
24 & 26ga



SEA WOLF  
29ga



BUCKSKIN  
24, 26 & 29ga



TAN  
24, 26 & 29ga



GOLD  
29ga



COPPER PENNY  
29ga



BRIGHT RED  
24 & 29ga



TILE RED  
24 & 29ga



DARK RED  
24, 26 & 29ga



COFFEE BROWN  
24, 26 & 29ga



DARK BROWN  
24, 26 & 29ga



BLACK  
24, 26 & 29ga



CARBON  
24, 26 & 29ga



GUNMETAL  
29ga



CHARCOAL  
24, 26 & 29ga



REGENT GREY  
24, 26 & 29ga



ASCOT GREY  
29ga



OXFORD BLUE  
24 & 26ga



SLATE BLUE  
24 & 29ga



HERON BLUE  
24 & 29ga



ROYAL BLUE  
24 & 29ga



SAPPHIRE BLUE  
24 & 29ga




TURQUOISE  
29ga




DARK SAGE  
29ga



MELCHERS GREEN  
24, 26 & 29ga



GALVALUME  
24, 26 & 29ga



GALVANIZED  
24, 26 & 29ga